

Destinations

Silent Final e

Third – Sixth Grade





Destinations


This game of *Destinations* will review the jobs of Silent Final *e*.

1. Print out the job cards, answer keys, and word cards. Cards will need to be cut before the game.
 - For the best printing results, change the orientation to "Landscape," and change the scale to "Actual size."
2. Place each job card in a different destination around the classroom. Make sure they are spread out as much as possible.
3. Assign one student to be in charge of each job destination. These students will be known as Destination Directors. Give Destination Directors the answer card for the destination they're overseeing.
4. Distribute one word card to each remaining student.
5. Project *Student Directions* on board for duration of the game.
6. Students will look at word number one and walk to the job destination that applies to that word.
7. Once students are at their destination, they will show their word to the Destination Director to confirm they are at the correct location.
8. Students will discuss with other students in that location how the job applies to their specific word and how they would mark the word.
9. Teacher monitors students and provides help, if needed.
10. Repeat the process for word number two, then word three, etc.

A decorative border surrounds the page, featuring a repeating pattern of snowflakes in shades of blue, teal, and purple. The snowflakes are arranged in a grid-like pattern, with larger, more detailed snowflakes at the corners and smaller, simpler ones in between. The border is composed of a thin blue line with snowflakes placed at regular intervals along it.

Student Directions


1. Look at the word on your card.
2. Determine which job applies to this word and walk to that destination.
3. Check your word with the Destination Director.
4. Discuss your word with the other students at your location.
 - Explain how the job applies to your specific word and how you would mark the word.

A decorative border surrounds the page, featuring a repeating pattern of snowflakes in shades of blue, teal, and purple. The snowflakes are arranged in a grid-like pattern, with larger, more detailed snowflakes at the corners and smaller, simpler ones in between. The background is white.


job 1

A decorative border surrounds the page, featuring a repeating pattern of snowflakes in light blue, medium blue, and purple. The snowflakes are arranged in a grid-like pattern along the top, bottom, and sides of the page.


job 2

A decorative border surrounds the page, featuring a repeating pattern of snowflakes in shades of blue, teal, and purple. The snowflakes are arranged in a grid-like pattern along the top, bottom, and sides of the page.

job 3

A decorative border surrounds the page, featuring a repeating pattern of snowflakes in light blue, medium blue, and purple. The snowflakes are arranged in a grid-like pattern along the top, bottom, and sides of the page.

job 4

A decorative border surrounds the page, featuring a repeating pattern of snowflakes in shades of blue, teal, and purple. The snowflakes are arranged in a grid-like pattern, with larger, more detailed snowflakes at the corners and smaller, simpler ones in between. The border is composed of thin blue lines that intersect at the corners.

job 5



Answer Key – job 1

1. introduce
2. clothe
3. before
4. exchange
5. provide
6. complete



Answer Key – job 2

1. value
2. relative
3. continue
4. avenue
5. sleeve
6. improve



Answer Key – job 3

1. niece
2. appearance
3. difference
4. college
5. service
6. privilege



Answer Key – job 4

1. possible
2. circle
3. valuable
4. entitle
5. available
6. favorable

Answer Key – job 5

1. bruise
2. response
3. chocolate
4. automobile
5. genuine
6. determine

1. introduce
2. possible
3. value
4. genuine
5. niece

1. value
2. introduce
3. genuine
4. niece
5. possible

1. genuine
2. niece
3. possible
4. value
5. introduce

© Spalding Education International

1. niece
2. value
3. introduce
4. possible
5. genuine

© Spalding Education International

1. appearance
2. relative
3. bruise
4. circle
5. clothe

© Spalding Education International

1. possible
2. genuine
3. niece
4. introduce
5. value

© Spalding Education International

1. circle
2. clothe
3. appearance
4. bruise
5. relative

© Spalding Education International

1. bruise
2. circle
3. relative
4. clothe
5. appearance

© Spalding Education International

1. clothe
2. appearance
3. circle
4. relative
5. bruise

© Spalding Education International

1. relative
2. bruise
3. clothe
4. appearance
5. circle

© Spalding Education International

1. response
2. difference
3. continue
4. before
5. valuable

© Spalding Education International

1. difference
2. before
3. valuable
4. continue
5. response

© Spalding Education International

1. valuable
2. continue
3. difference
4. response
5. before

© Spalding Education International

1. continue
2. response
3. before
4. valuable
5. difference

© Spalding Education International

1. entitle
2. college
3. chocolate
4. exchange
5. avenue

© Spalding Education International

1. before
2. valuable
3. response
4. difference
5. continue

© Spalding Education International

1. college
2. avenue
3. exchange
4. chocolate
5. entitle

© Spalding Education International

1. avenue
2. chocolate
3. college
4. entitle
5. exchange

© Spalding Education International

1. service
2. provide
3. automobile
4. sleeve
5. available

© Spalding Education International

1. chocolate
2. exchange
3. entitle
4. avenue
5. college

© Spalding Education International

1. sleeve
2. available
3. provide
4. automobile
5. service

© Spalding Education International

1. exchange
2. entitle
3. avenue
4. college
5. chocolate

© Spalding Education International

1. provide
2. automobile
3. available
4. service
5. sleeve

© Spalding Education International

1. available
2. service
3. sleeve
4. provide
5. automobile

© Spalding Education International

1. privilege
2. favorable
3. complete
4. determine
5. improve

© Spalding Education International

1. automobile
2. sleeve
3. service
4. available
5. provide

© Spalding Education International

1. complete
2. privilege
3. favorable
4. improve
5. determine

© Spalding Education International

1. favorable
2. improve
3. determine
4. complete
5. privilege


© Spalding Education International

1. determine
2. complete
3. improve
4. privilege
5. favorable

© Spalding Education International

1. improve
2. determine
3. privilege
4. favorable
5. complete


© Spalding Education International




job 1




job 2



job 3



job 4



job 5



Answer Key – job 1

1. introduce
2. clothe
3. before
4. exchange
5. provide
6. complete



Answer Key – job 2

1. value
2. relative
3. continue
4. avenue
5. sleeve
6. improve



Answer Key – job 3

1. niece
2. appearance
3. difference
4. college
5. service
6. privilege



Answer Key – job 4


1. possible
2. circle
3. valuable
4. entitle
5. available
6. favorable

Answer Key – job 5

1. bruise
2. response
3. chocolate
4. automobile
5. genuine
6. determine

1. introduce
2. possible
3. value
4. genuine
5. niece


1. value
2. introduce
3. genuine
4. niece
5. possible

- 
1. genuine
 2. niece
 3. possible
 4. value
 5. introduce

© Spalding Education International

1. niece
2. value
3. introduce
4. possible
5. genuine

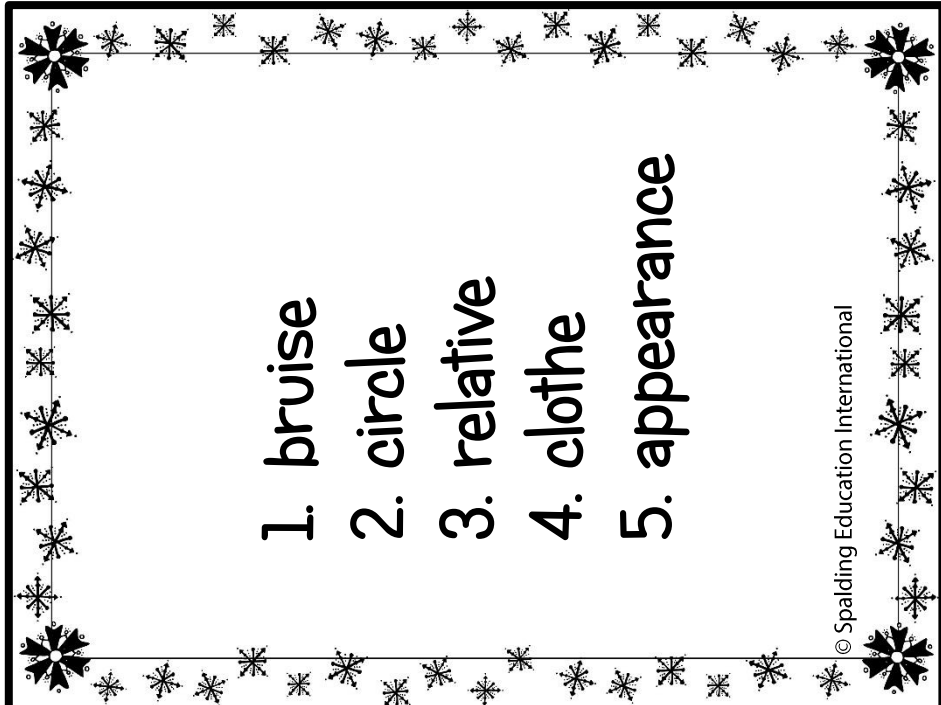
© Spalding Education International

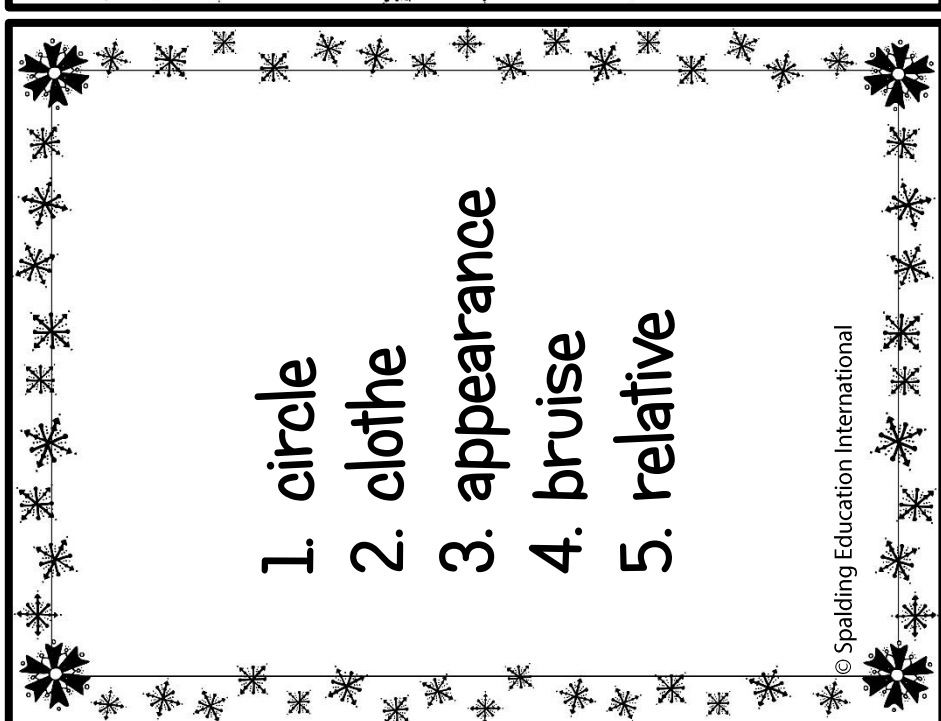
- 
1. appearance
 2. relative
 3. bruise
 4. circle
 5. clothe

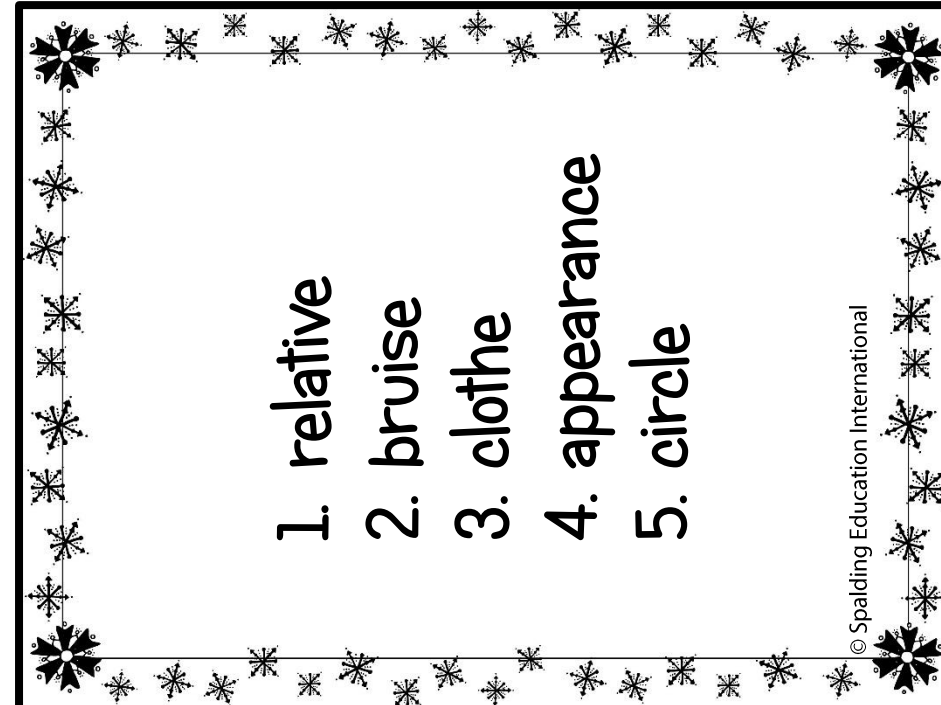
© Spalding Education International

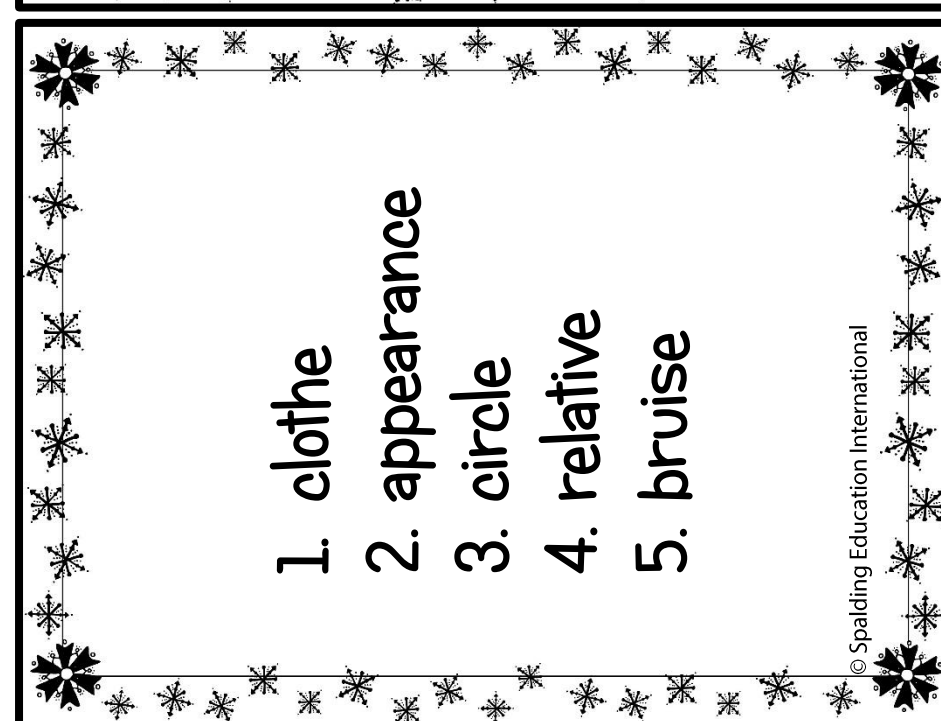
1. possible
2. genuine
3. niece
4. introduce
5. value


© Spalding Education International

- 
1. circle
 2. clothe
 3. appearance
 4. bruise
 5. relative
- © Spalding Education International

- 
1. bruise
 2. circle
 3. relative
 4. clothe
 5. appearance
- © Spalding Education International

- 
1. clothe
 2. appearance
 3. circle
 4. relative
 5. bruise
- © Spalding Education International


- 
1. relative
 2. bruise
 3. clothe
 4. appearance
 5. circle
- © Spalding Education International

- 
1. response
 2. difference
 3. continue
 4. before
 5. valuable

© Spalding Education International

1. difference
2. before
3. valuable
4. continue
5. response


© Spalding Education International

- 
1. valuable
 2. continue
 3. difference
 4. response
 5. before

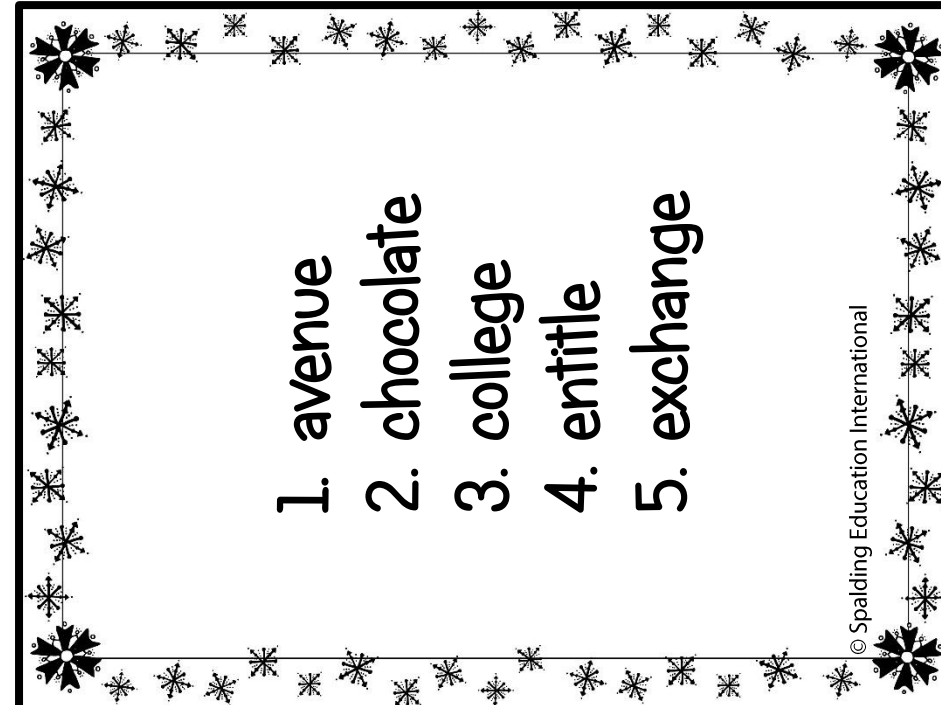
© Spalding Education International

1. continue
2. response
3. before
4. valuable
5. difference

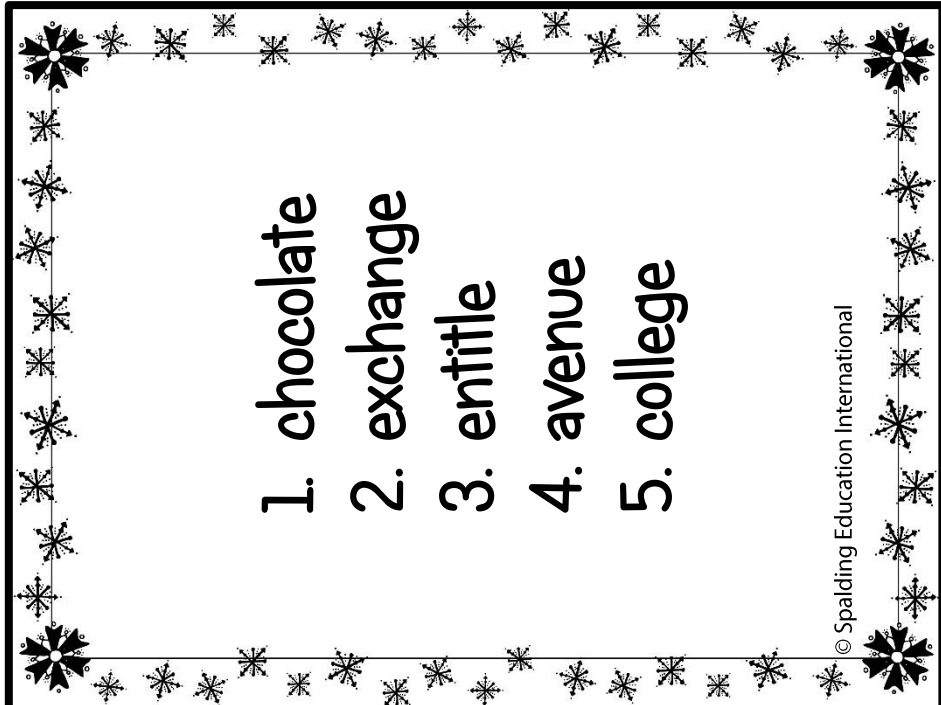
© Spalding Education International

- 
1. entitle
 2. college
 3. chocolate
 4. exchange
 5. avenue
- © Spalding Education International

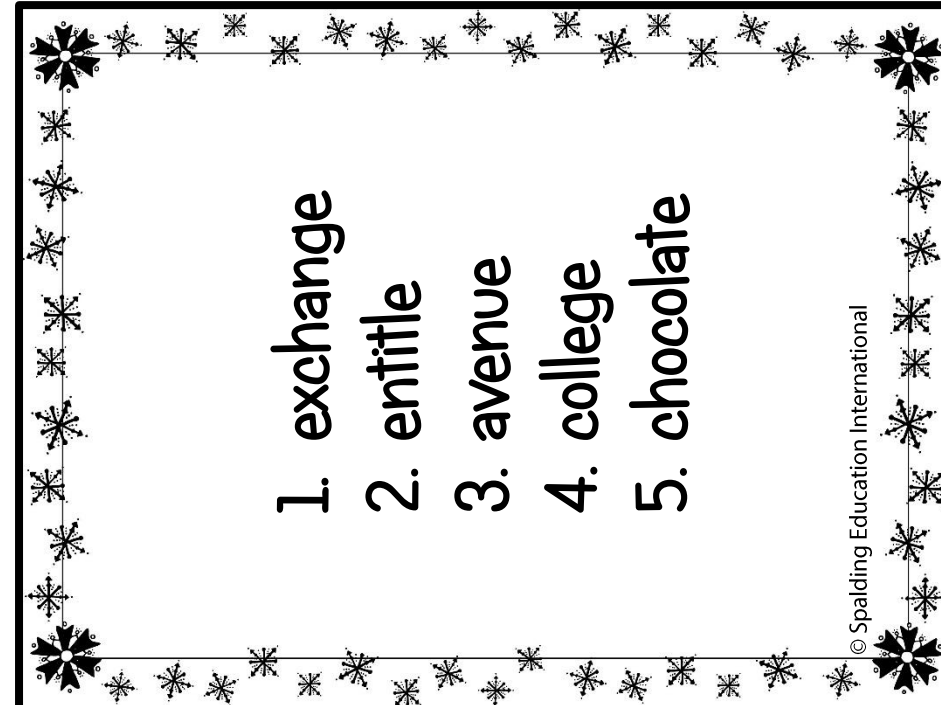
1. before
 2. valuable
 3. response
 4. difference
 5. continue
- © Spalding Education International

- 
1. college
 2. avenue
 3. exchange
 4. chocolate
 5. entitle
- © Spalding Education International

1. avenue
 2. chocolate
 3. college
 4. entitle
 5. exchange
- © Spalding Education International

- 
1. service
 2. provide
 3. automobile
 4. sleeve
 5. available
- © Spalding Education International

1. chocolate
 2. exchange
 3. entitle
 4. avenue
 5. college
- © Spalding Education International

- 
1. sleeve
 2. available
 3. provide
 4. automobile
 5. service
- © Spalding Education International

1. exchange
 2. entitle
 3. avenue
 4. college
 5. chocolate
- © Spalding Education International

1. provide
2. automobile
3. available
4. service
5. sleeve

© Spalding Education International

1. available
2. service
3. sleeve
4. provide
5. automobile


© Spalding Education International

1. privilege
2. favorable
3. complete
4. determine
5. improve

© Spalding Education International

1. automobile
2. sleeve
3. service
4. available
5. provide


© Spalding Education International

- 
1. complete
 2. privilege
 3. favorable
 4. improve
 5. determine

© Spalding Education International

1. favorable
2. improve
3. determine
4. complete
5. privilege

© Spalding Education International

- 
1. determine
 2. complete
 3. improve
 4. privilege
 5. favorable

© Spalding Education International

1. improve
2. determine
3. privilege
4. favorable
5. complete

© Spalding Education International



Terms of use:

- All pages of this resource are copyrighted.
- Redistributing, editing, selling, or posting this item in any form, including a personal classroom website, is strictly prohibited.
- This resource is for one teacher use only.
- Posting, sharing, uploading, or saving this product to any shared server, district drop box, shared drive, digital site, etc. is prohibited.

Graphics & fonts © Dianne J. Hook www.djinkers.com